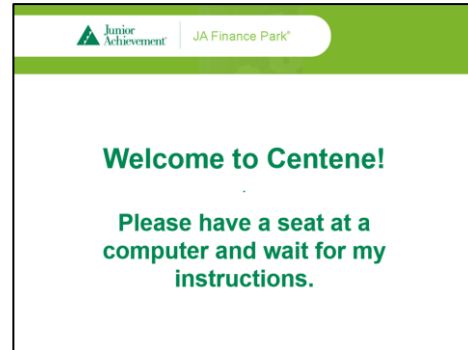


Centene: Health Insurance

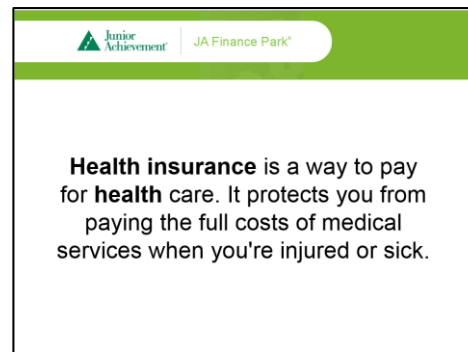
Welcome to Centene. Please be seated at a computer, but wait to use it until I give instructions.

After everyone is seated in front of a computer, click for next slide.



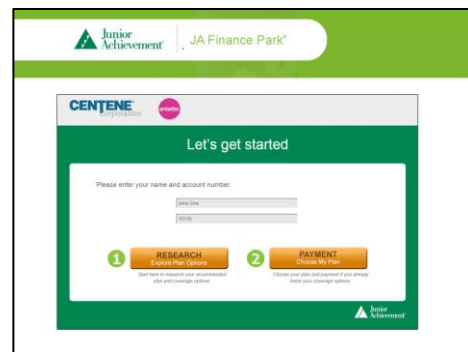
You will explore health insurance choices.

Click for next slide.



You will think about the kind of health care you prefer, using a computer survey. Enter your name and account number, click on the Research button, and then STOP for further instructions.

Click for next slide.



You will rank 10 statements about your health care preferences.

When you finish ranking the 10th statement, you will click on the View Your Coverage Options.

Then click for next slide.




Centene: Health Insurance

Go ahead and click on the Begin button and choose your preferences.

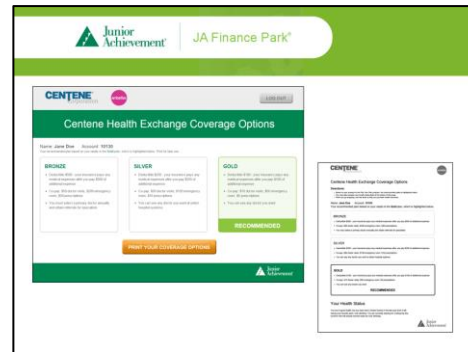
When you are complete, click on “print your coverage options.”

Click on the next slide.



(Point out the printers) Explain that they should pick up their printout. (You should probably stand by the printer and call out names.)

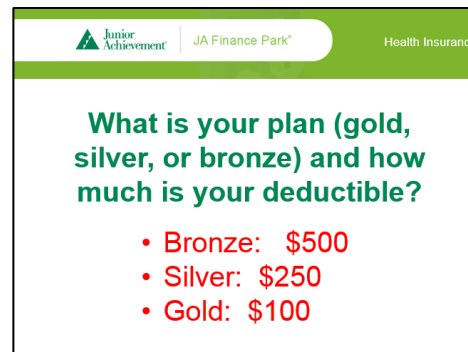
Click on next slide after everyone has a printout.



If you are still waiting for your printing, please follow along on the tv.

Ask this question about their deductible.

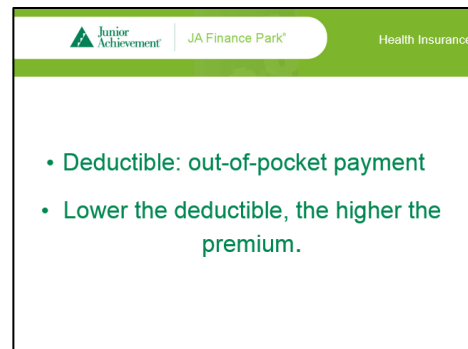
Click on next slide.



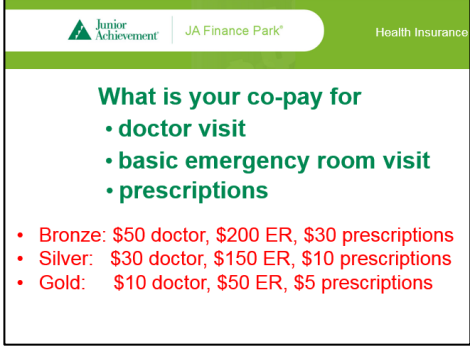
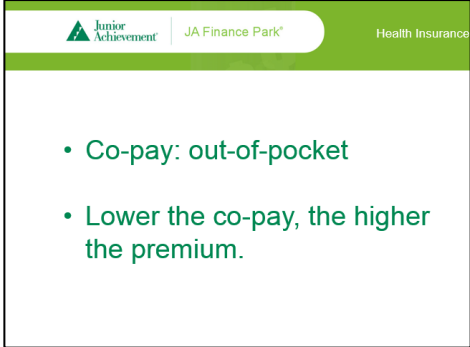

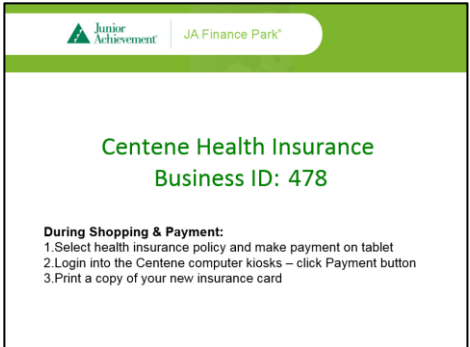
(Point to the Deductible poster).

Please read slide to students.

Click for next slide.



Centene: Health Insurance

<p>Please read slide to students.</p> <p>Click on next slide.</p>	<p>44</p>  <p>Junior Achievement JA Finance Park® Health Insurance</p> <p>What is your co-pay for</p> <ul style="list-style-type: none">• doctor visit• basic emergency room visit• prescriptions <ul style="list-style-type: none">• Bronze: \$50 doctor, \$200 ER, \$30 prescriptions• Silver: \$30 doctor, \$150 ER, \$10 prescriptions• Gold: \$10 doctor, \$50 ER, \$5 prescriptions
<p>(Point to the Co-pay poster) explaining that you usually must pay an amount at the doctor’s office for your visit or hospital stay.</p> <p>Click for next slide.</p>	 <p>Junior Achievement JA Finance Park® Health Insurance</p> <ul style="list-style-type: none">• Co-pay: out-of-pocket• Lower the co-pay, the higher the premium.
<p>Display the code for students to unlock the health insurance category and STOP.</p> <p>Return to the first slide as the students leave.</p>	 <p>Junior Achievement JA Finance Park®</p> <p>Centene Health Insurance Business ID: 478</p>
<p>A staff member will change to this slide when it’s time for students to make payments.</p>	 <p>Junior Achievement JA Finance Park®</p> <p>Centene Health Insurance Business ID: 478</p> <p>During Shopping & Payment:</p> <ol style="list-style-type: none">1. Select health insurance policy and make payment on tablet2. Login into the Centene computer kiosks – click Payment button3. Print a copy of your new insurance card